


AesthEdge



SLAT ACOUSTIC PANEL

AesthEdge



+8618953955575



angela@aesthedge.com



www.aesthedge.com



Rm1103, A10Building,Lushang Center,Guangzhou Road,
Lanshan District,Linyi City,Shandong Province,China

Slat Acoustic Panels provide an excellent look and improve acoustics by absorbing echoes and reverberations, making the room environment more pleasant. In the use stage, the Slat Acoustic Panels itself will not release harmful substances and can be widely used on walls and ceilings in living rooms, corridors, kitchens, children's rooms, bedrooms, and offices. They are also suitable for public spaces, shops, restaurants, and more.


- Absorb the noise
- Sound insulation
- Moistureproof
- Environmental protection



Tech Veneer



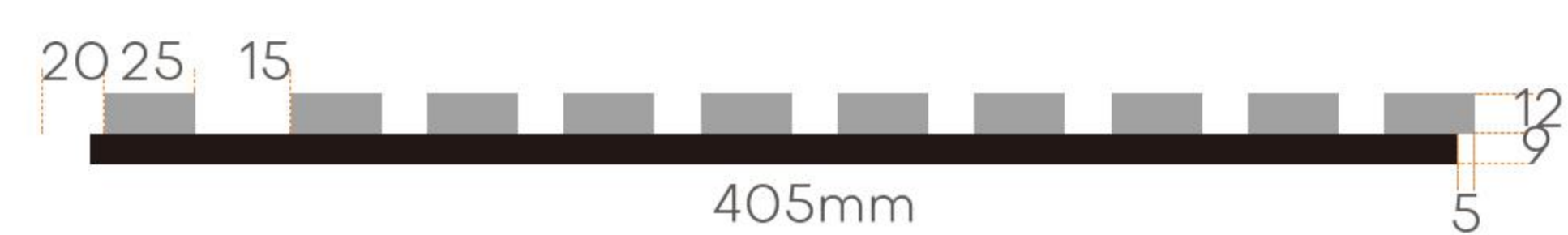
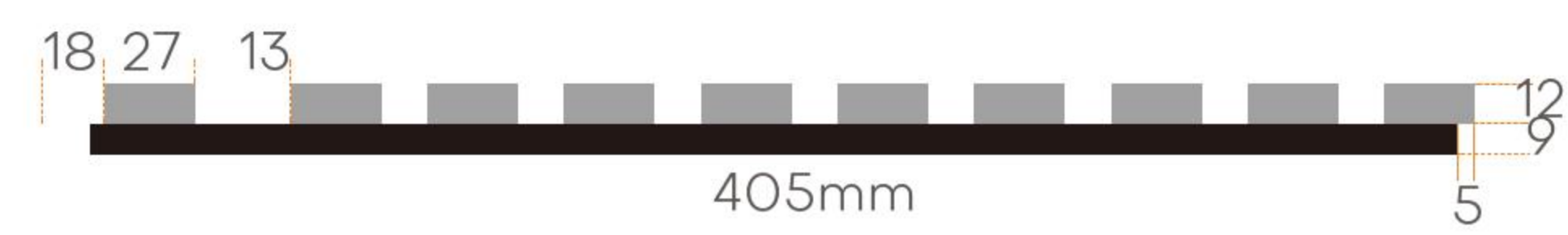
Natural Veneer



Dyed/Smoked




Melamine




Full Panel Size: 2400~3000mm x 600/400mm x 22mm

*We have more other customized size




◦ Installation



◦ Methods 1

Glue Installation


Directly use construction adhesive or structural adhesive to stick it to the wall.



◦ Methods 2

Screw Installation

Use black screws to attach the backing board to the wall through the polyester acoustic panel. It is recommended to use at least 9 screws per grille panel.



Methods 3

Wooden Battens

Directly screw the grille panel into the wooden battens. For optimal sound absorption, use polyester fiber acoustic panels and leave space behind the panels for Rockwool. This combination will achieve better sound absorption.

